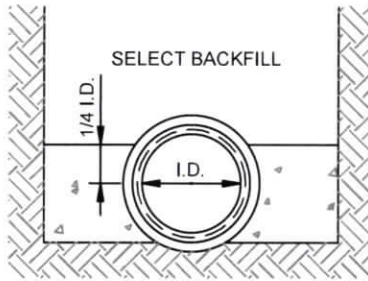


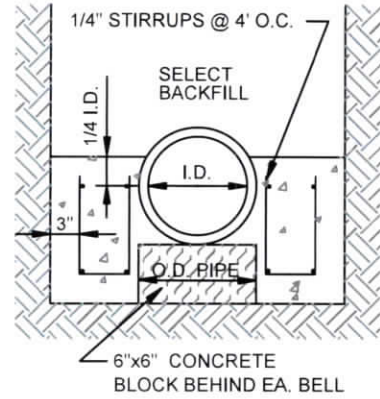
CONCRETE ENCASEMENT
CONCRETE PER LF

8" I.D.	DIP, RCP	1.41 CF
10" I.D.	DIP, RCP	1.67 CF
12" I.D.	DIP, RCP	1.93 CF
15" I.D.	DIP, RCP	2.36 CF
18" I.D.	DIP, RCP	2.81 CF
21" I.D.	DIP, RCP	3.27 CF
24" I.D.	DIP, RCP	3.76 CF
27" I.D.	DIP, RCP	4.26 CF
30" I.D.	DIP	4.78 CF
30" I.D.	RCP	5.09 CF
36" I.D.	DIP, RCP	5.80 CF
36" I.D.	RCP	6.20 CF



CONCRETE CRADLE
CONCRETE PER LF

8" I.D.	DIP, RCP	1.09 CF
10" I.D.	DIP, RCP	1.23 CF
12" I.D.	DIP, RCP	1.33 CF
15" I.D.	DIP, RCP	1.66 CF
18" I.D.	DIP, RCP	2.00 CF
21" I.D.	DIP, RCP	1.96 CF
24" I.D.	DIP, RCP	2.69 CF
27" I.D.	DIP, RCP	3.52 CF
30" I.D.	DIP	3.38 CF
30" I.D.	RCP	4.40 CF
36" I.D.	DIP, RCP	4.12 CF
36" I.D.	RCP	5.26 CF



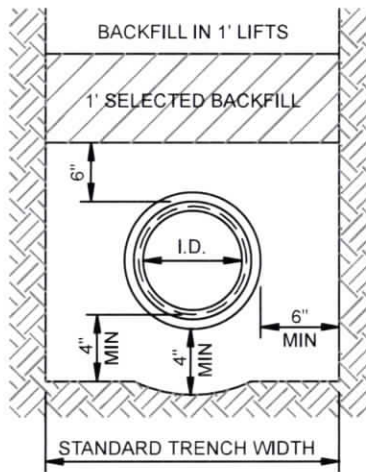
WATER TABLE CRADLE
CONCRETE PER LF

8" I.D.	DIP, RCP	2.34 CF
10" I.D.	DIP, RCP	2.48 CF
12" I.D.	DIP, RCP	2.58 CF
15" I.D.	DIP, RCP	3.04 CF
18" I.D.	DIP, RCP	3.50 CF
21" I.D.	DIP, RCP	3.46 CF
24" I.D.	DIP, RCP	4.44 CF
27" I.D.	DIP, RCP	5.52 CF
30" I.D.	DIP	5.38 CF
30" I.D.	RCP	6.65 CF
36" I.D.	DIP, RCP	6.37 CF
36" I.D.	RCP	7.76 CF

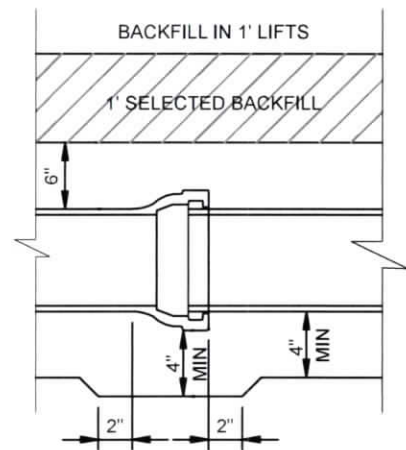
CONCRETE ENCASEMENT & CRADLES

NOTES:

1. ALL FINISHED SUB-GRADES SHALL BE PREPARED ACCURATELY BY MEANS OF HAND TOOLS.
2. TRENCH WIDTHS ARE DETAILED IN SPECIFICATION EXCAVATION.



CROSS SECTION



LONGITUDINAL SECTION

STANDARD DETAIL SWATERWAT-16

REVISION	BY	DATE	PIPE ENCASEMENT & CRADLES STANDARD DETAILS	
			CITY OF COLLINSVILLE, OK.	
			ENGINEERING DIVISION	
			DATE	02/2020
			STANDARD NO.	WAT-16